

② (THIS STEP SHOULD BE ON THE INSIDE NOW!)
 FOLD AGAIN INTO 1/4s LIKE THIS:



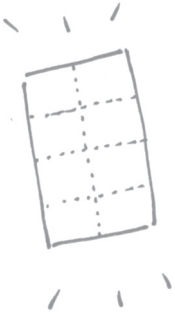
① FOLD IN HALF SO THESE PARTS FACE EACH OTHER



③ (THIS STEP SHOULD BE WAY INSIDE NOW!)
 FOLD ONE MORE TIME INTO 1/8s




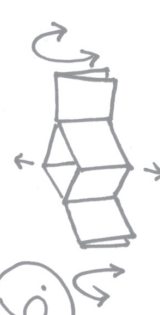
④ UNFOLD!



⑤ CUT ALONG THE DOTTED LINE



⑥ FOLD LENGTHWAYS AND PUSH OUT THE MIDDLE PAGES



COVER IMAGE ↓

A ZINE ABOUT

BY

TITLE:

YOU SHOULD
CARE ABOUT

BECAUSE

①

PIC ↓

ABOUT THE AUTHOR:

FIND MORE AT:

IN MY EXPERIENCE:

COOL PIC ↓

②

UNRELATED:
(or is it...?)

SOMETIMES
I WONDER:

I DREW THIS ↙

③

YOU SHOULD
TRY:

AND REMEMBER:

free space

④

⑥

⑤